











101 Tosca Drive
Stoughton, MA 02072 USA
(Phone) 781.297-2034
(FAX) 781.297-2039
(Web) www.csmisolutions.com







Determining Your Biodex System And Revision Level

To confirm your HUMAC/Biodex Upgrade:

1. Page 1: Enter your contact info.
2. Pages 2-3: Check the box in the "MY SYSTEM" column for the model of Biodex you own.
3. FAX all 3 pages to CSMi at 781-297-2039.

Name	Organization
Phone	City
Email	State

MY SYSTEM	MODEL	FRONT OF CONTROLLER	BACK OF COMPUTER CART	CHAIR
<input type="checkbox"/>	System2 XM	 <p>Black control panel.</p>		 <p>Two chairs.</p>
<input type="checkbox"/>	System 2 Dual Chair	 <p>White control panel with "SYSTEM2" along the bottom center.</p>		 <p>Two chairs.</p>
<input type="checkbox"/>	System 2 Single Chair	 <p>White control panel with "SYSTEM2" along the bottom center.</p>		<p>One chair.</p>
<input type="checkbox"/>	System3 Rev 0			

MY SYSTEM	MODEL	FRONT OF CONTROLLER	BACK OF COMPUTER CART	CHAIR
		White control panel with "SYSTEM3" on lower-right corner.	Black plastic connectors on cables from Dyna to computer cart.	Single Chair with square dyna.
<input type="checkbox"/>	System3 Rev 1	 <p>White control panel with "SYSTEM3" on lower-right corner.</p>	 <p>Metal connectors on cables from Dyna to computer cart.</p>	 <p>Single Chair with square dyna.</p>
<input type="checkbox"/>	System4	 <p>No control panel on the computer cart.</p>	 <p>Metal connectors on cables from Dyna to computer cart.</p>	 <p>Single Chair with square dyna.</p>